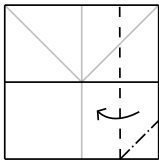
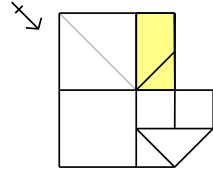


14

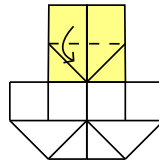


15

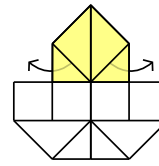


Repeat step 14 on left side.

16

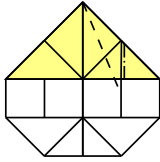


17

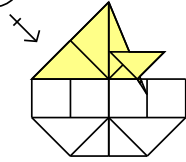


Pull out inner triangles.

18

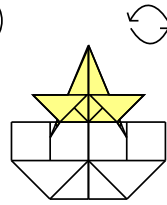


19



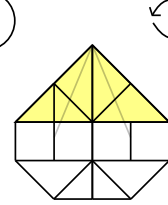
Repeat step 18 on left side.

20



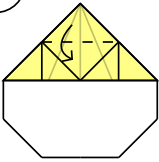
Unfold to step 18.

21



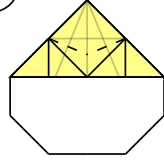
Flip over.

22



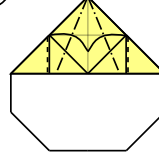
Fold down top layer.

23

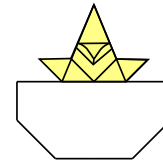


Bisect layer folded down in step 22 to form lower beak. Model won't lie flat.

24



Refold along creases made in steps 18-20.



Finished model.